

# Radiology & MIPS

## How to Thrive Under MACRA's Quality Payment Program



With the right strategic planning and expertise in place, radiology groups can thrive within MACRA's Quality Payment Program MIPS path.

First-year reporting flexibilities cemented by the MACRA final rule make the inaugural reporting year an ideal time for clinicians to build a strong foundation for future success under the new Medicare reimbursement program. As clinicians prepare for reporting under MIPS, establishing specialty-specific expertise on financial, clinical and technical objectives can help practices thrive rather than just survive in the new value-based care landscape.

### 4 Tenets to MIPS Success

Financial, clinical, and technical optimization and the right staff expertise will be critical to thriving in value-based care. Practices can begin building a solid foundation for success by optimizing existing revenue streams to secure funds that may serve the practice elsewhere under MIPS.



**Financial:** Optimize revenue capture, particularly in the areas of coding and denial management.



**Clinical:** Streamline provider workflow, documentation and care coordination objectives.



**Technical:** Customize EHR resources based on your specific quality measures and specialty KPIs.



**Staff:** Ensure the right expertise is in place to understand MIPS deliverables and execute.

### Radiology Practice Resources

The average radiology practice can easily qualify for incentives under MIPS, but many lack the internal expertise and resources needed to implement an effective strategy while maintaining patient care. Proactive leadership and expert partnerships are essential to executing under MIPS. Find the right partners to make sure you set your practice up to thrive rather than just survive under value-based care. iHealth offers the expertise that can help get your radiology practice there.

*"Care providers that intentionally and deliberately engage with new payment and care delivery models will have more opportunity in the future than they have today."*

**-Justin T. Barnes, Partner, iHealth Innovations**

To learn more about how your radiology practice can successfully prepare for and thrive under MIPS, visit <http://iHealthInnovations.com/ihealth-webinars>



info@iHealthInnovations.com  
866.814.5652

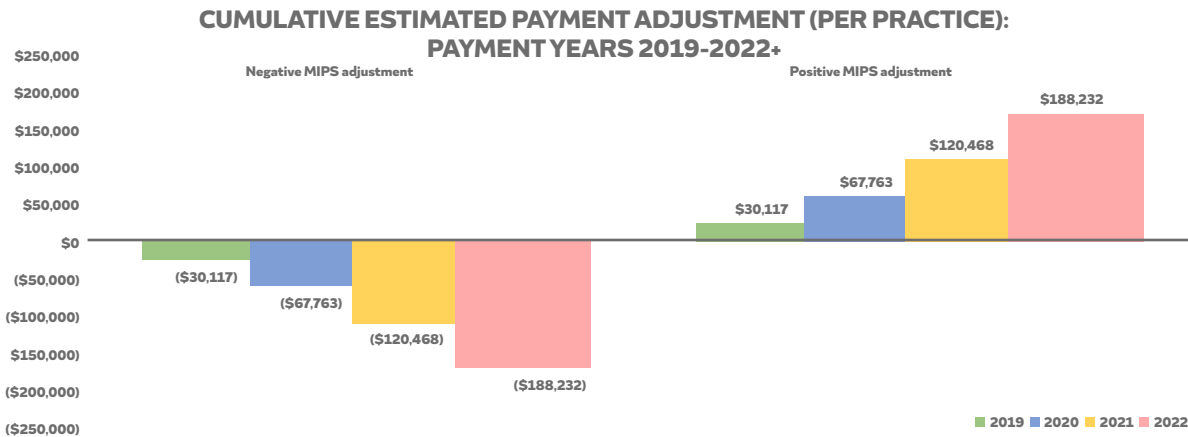
# Radiology & MIPS

## Building a Strong Foundation for Value-Based Care Success



**\$30,000 +**

Under MIPS, the estimated average payment adjustment potential for a 6-clinician radiology practice in 2019 first-year reimbursement alone.

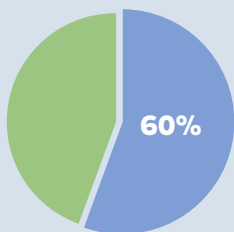


### Radiology Reporting Requirements—3 MIPS Performance Categories

A single composite score on a scale of 0-100 will determine Medicare incentive or penalty payments for physicians under MIPS. That score is derived from 3 weighted reporting categories for the 2017 reporting period, which will impact 2019 Medicare payments. Clinicians will need to meet the following requirements in the 2017 MIPS reporting period:

#### Quality

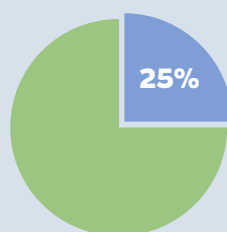
22 radiology-specific quality measures



6 quality measures, including 1 outcome measure if applicable. If no outcome measure is available, select any high-priority measure.

#### Advancing Care Information (ACI)

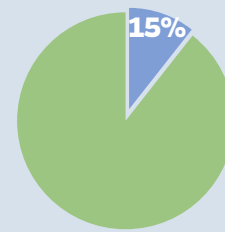
11 measures, 2014 CEHRT  
15 measures, 2015 CEHRT



Minimum of 4 ACI base measures for 2014 CEHRT, 5 base measures for 2015 CEHRT.

#### Improvement Activities (IA)

92 total improvement activities



Any combination of 4 medium-weighted or 2 high-weighted or 1 high-weighted and 2 medium-weighted activities.

**22**

# of Radiology-specific measures included in MACRA Final Rule



**3**  
Outcome

**15**  
Process

**4**  
Structure

