

Student Portal Access & eCLASS Course Pages

Step 1: Visit the Craig website at craigcs.org

To access the Student Portal:



Step 2: Click on the My eCLASS – Student Portal icon

Step 3: Students will enter their username and password. The username is your child's GCPS student number. The username and password used to log in to the computers at Craig is the same to log in to the Student Portal. Please contact your child's teacher if you need your student's username and password in the future.

Student ID: _____

Password: _____

Student Textbooks:

Most eTextbooks have the ability to read the text back to your child

Uses:

- Study for upcoming tests
- Reread the pages that are used within the classroom
- Get a head start on upcoming topics
- No need to carry that heavy textbook home each night

Resources:

Access the Classworks program, Math Resources, and Leveled Readers

Uses:

- Access books that are leveled to your child's reading abilities
- Read a variety of texts in order to build up background knowledge
- Practice skills that are being taught in your child's classroom

Media Catalog:

Access Craig's library to choose your child's next book

Online Research Library:

Allows access to multiple research sites and additional eBooks online

My eCLASS Course Pages:

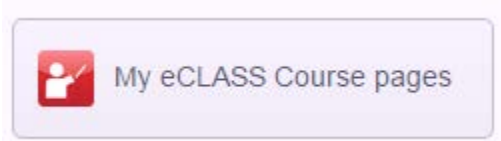
View your teacher's page for digital content

Grades:

2nd-5th graders can view their grades

Student Portal Access & eCLASS Course Pages

Step 4: To access our School Landing Page which contains links to our Craig Favorites and to access a teacher's eCLASS Course Page, click on the My eCLASS Course pages icon.

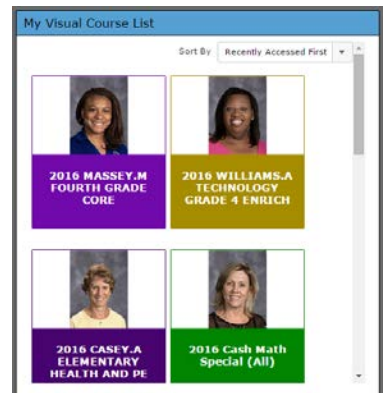


Step 5: This will bring you to our School Landing Page. You will see news items, information about upcoming events, and if you scroll down...our Craig Favorites links! Students can simply click on an icon to access the program.



Step 6: To access a teacher's eCLASS Course Page, students will look for the teacher's page under My Visual Course List. Click on the teacher's picture to access that teacher's course page. At this point, you will be on the teacher's course page.

Students can answer Discussion Board questions, complete digital lessons, and much more!! *Please note that we are just beginning to add information and instructional content to these teacher course pages.



Step 7: When finished, students are encouraged to Log Out of both the eCLASS page and their Student Portal page.

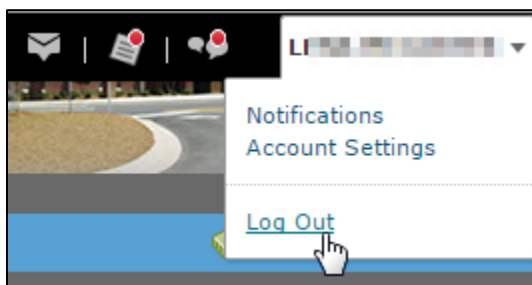


Figure 1: eCLASS Teacher Course Page



Figure 2: Student Portal

For more information, direction handouts, and video tutorials, visit our website at: craiges.org